

TWMPD-60HS445-465W



Celdas

120



Eficiencia

Hasta 21,5 %



Dimensiones del módulo

1908 X 1134 X 35 mm



Características del módulo

Marco de aluminio
anonizado



Packaging

31 módulos por pallet,
744 módulos por 40'HC



Tecnología

P-Type



Garantía del producto

12 años de garantía



Garantía del rendimiento

25 años de garantía



TWMPD-60HS445-465W

P-type Half-cell Monofacial Module (60)

PRODUCT FEATURES



High Power Output
Low LCOE



Maximum Power
465W+



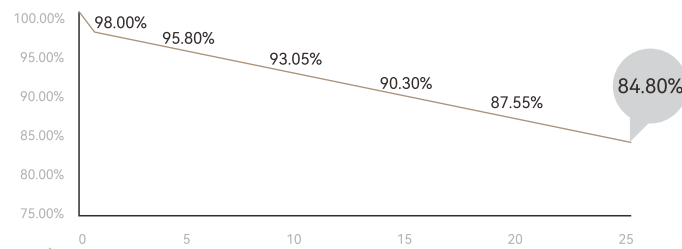
High
Reliability



Low
LID

POWER WARRANTY

1st year <2%, 0.55% power degradation per year from 2 to 25 years



12-year Warranty for Materials



25-year Warranty for Linear Power Output

MANAGEMENT SYSTEM AND PRODUCT CERTIFICATION


ISO9001: 2015/Quality Management System

ISO14001: 2015/Environment Management System

ISO45001: 2018/Occupational Health and Safety Management System



Front



Rear



Electrical Characteristics (STC)

Module Type: TWMPD-60HSXXX

Maximum Power: Pmax [W]	445	450	455	460	465
Open Circuit Voltage: Voc [V]	41.04	41.21	41.38	41.55	41.72
Short Circuit Current: Isc [A]	13.79	13.84	13.89	13.94	13.99
Voltage at Maximum Power: Vmp [V]	33.67	33.83	33.99	34.15	34.31
Current at Maximum Power: Imp [A]	13.22	13.30	13.39	13.47	13.55
Module Efficiency: η [%]	20.6	20.8	21.0	21.3	21.5

STC: Irradiance 1000W/m², Cell Temperature 25°C, Air Mass1.5, Measuring Tolerance: \pm 3%

Electrical Characteristics (NMOT)

Maximum Power: Pmax [W]	336.7	340.5	344.3	348.1	351.9
Open Circuit Voltage: Voc [V]	38.93	39.11	39.30	39.49	39.68
Short Circuit Current: Isc [A]	10.88	10.91	10.95	10.97	11.01
Voltage at Maximum Power: Vmp [V]	32.15	32.37	32.59	32.81	33.02
Current at Maximum Power: Imp [A]	10.47	10.52	10.56	10.61	10.65

NMOT: Irradiance 800W/m², Ambient Temperature 20°C, Air Mass1.5, Wind Speed 1m/s

Mechanical Parameters

Cells	TPC
Cell Orientation	120[6X20]
Dimension	1908 \pm 2 X1134 \pm 2X35mm
Weight	24.2kg
Front Glass	3.2mm high transmittance, AR coated tempered glass
Backsheet	White
Frame	Anodized aluminum alloy frame
Junction Box	IP68, 3 diodes
Output Cable	4.0mm ²
Cable Length	+1200mm, -1200mm, length can be customized
Wind/Snow Load	2400Pa/5400Pa
Packaging	31pcs per pallet, 744pcs per 40'HC

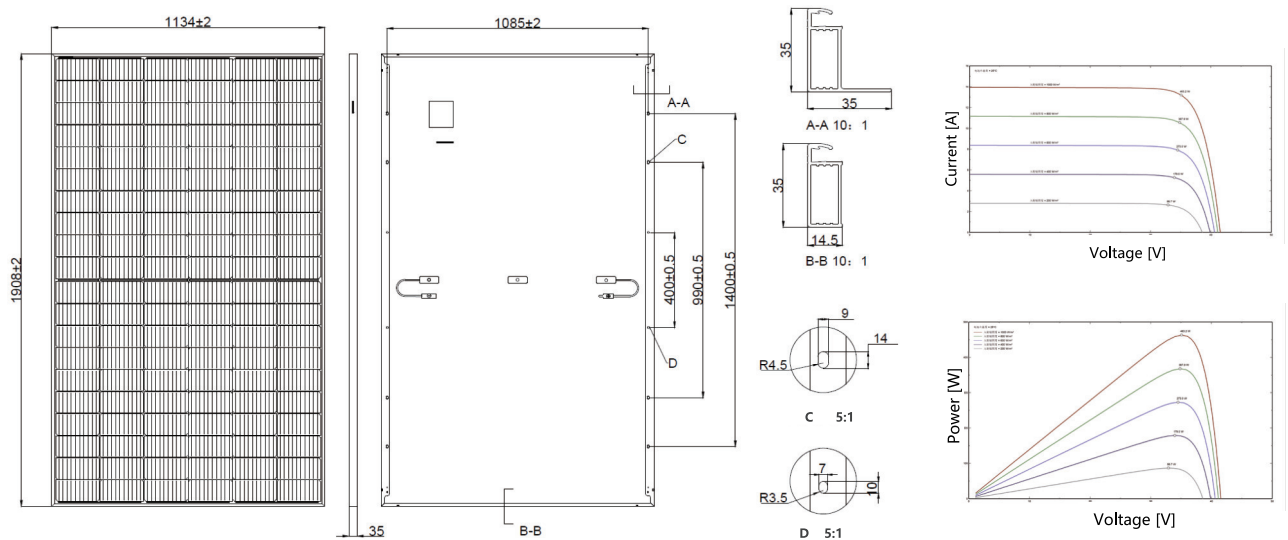
Operating Parameters

Operational Temperature	-40°C~+85°C
Maximum System Voltage	1500V DC
Maximum Series Fuse Rating	25A
Power Output Tolerance	0~+5W

Temperature Ratings

Temperature Coefficient (Pmax)	-0.34%/°C
Temperature Coefficient (Voc)	-0.27%/°C
Temperature Coefficient (Isc)	+0.045%/°C
NMOT	45 \pm 2°C

Drawings (Unit: mm)



Email: sales@tongwei.com Web: <http://en.tongwei.com.cn/> Add: 888 Changning Avenue, High-tech Zone, Hefei City, Anhui Province

With technological progress and product updates, there may be deviations between the technical parameters of Tongwei's module products and the technical parameters contained in this specification, and Tongwei Solar has the right to adjust the technical parameters at any time without notifying the customer, the final interpretation of the technical specification is vested in Tongwei Solar.